

2nd EDITION

Peter Redpath

Kirstie Grainger

Sarah Phillips

INCREDBLE ENGLISH

★ ★ Activity Book



OXFORD



Author **Sarah Phillips is an expert in CLIL** (Content and Language Integrated Learning) and how the brain learns.

“The more children interact with the materials, the teacher and each other, the more they will learn.”

Walk into an **INCREDIBLE ENGLISH** classroom and there is a buzz ... you could find children acting out a story, using a Venn diagram or finishing a project **confidently in English**.

The trusted methodology is based on things that children love. Stories in every unit pull them into the new language, and songs, games, acting out and craft activities give their brains plenty of practice. The Activity Book really makes them think to help them remember more.

Children also love to learn relevant things. A colourful lesson in every unit uses **English as a vehicle to teach other subjects** where they develop skills needed as part of their **general education** whilst improving their use of English.


All levels have an incredible range of support items to help children interact with English in many fun ways.

This second edition gives the class even more ...

- ☆ A **new Starter Level**
- ☆ More **support for storytelling**
- ☆ More **reading texts** and personalized **writing tasks**
- ☆ More support for the **Cambridge YLE Tests** with a **NEW testing programme**
- ☆ More **skills development activities** for speaking and writing
- ☆ More **grammar practice** and **language support**

oxfordparents

Help your child with English



Visit Oxford Parents for ideas and free activities:

- Advice on developing your child's English skills
- Songs, action games and craft activities
- Video demonstrations

www.oup.com/elt/oxfordparents

2nd EDITION

INCRECIBLE ENGLISH

Activity Book

4

The Incredible Club	3
1 At the adventure camp	4
2 Art	14
3 Feeling great	24
Me and my world & Revision 1	34
4 At school	37
5 At the aquarium	47
6 Technology	57
Me and my world & Revision 2	67
7 On the farm	70
8 Favourite animals	80
9 At the bike track	90
Me and my world & Revision 3	100
My self-evaluation	103

Peter Redpath
Sarah Phillips Kirstie Grainger

OXFORD
UNIVERSITY PRESS

THE INCREDIBLE CLUB

1 Say and match.

eleveth	17 th	11 th	twenty-first
thirteenth	25 th	23 rd	twenty-third
fifteenth	21 st	15 th	twenty-fifth
seventeenth	29 th	27 th	twenty-seventh
nineteenth	13 th	31 st	twenty-ninth
		19 th	thirty-first

Remember! – We say “the fourteenth of September” but we write ‘14th September’

2 Say these dates.

- | | |
|----------------|-----------------|
| 1 15th March | 4 30th December |
| 2 19th October | 5 6th February |
| 3 22nd May | |

the fifteenth of March

3 Write these dates.

1



My birthday is on the thirty-first of July.

2



My birthday is on the twenty-second of April.

3



My birthday is on the twenty-ninth of October.

4



My birthday is on the third of February.

1


At the adventure camp

1 Number the pictures. Write.

1 climb 2 row 3 skateboard 4 fish

5 waterski 6 sail 7 rollerblade 8 play hide and seek







Activities with water	Activities without water











1 Listen and match. 1.4



What can you do?



2 Read and correct Archie's notes.

My week

Monday: go waterskiing or ~~play tennis~~

Tuesday: go rollerblading or play football

Wednesday: go rowing or go climbing

Thursday: play basketball or play tennis

Friday: go skateboarding or go swimming

Saturday: go fishing or go sailing

Sunday: play basketball or go rowing

THE INCREDIBLE ADVENTURE CAMP

Hello kids,

Welcome to the Incredible Adventure camp!

There are lots of things to do. You can play football on Monday or you can go waterskiing. You can go swimming on Tuesday and Friday. On Tuesday you can also go rollerblading. You can go sailing and climbing on Wednesday, and on Thursday you can play tennis or football. Friday is a big day! We have a swimming competition! On Saturday you can go fishing or skateboarding. On Sunday you can go rowing on the lake.

Have a good time!

Mr B Busy

The Activities Director

3 Write the *-ing* forms of the verbs.

Spelling

Verbs ending with silent e : remove the e and add ing		Verbs ending with consonant + vowel + consonant : double the final consonant and add ing		Other verbs: add ing	
rollerblade	rollerblading	hop	hopping	climb	climbing
ride		run		jump	
dance		swim		play	
write		shop		row	

Be careful! we never double the consonants **y** or **w**!



Skateboarding is fun!

I want to

play tennis

.

I don't want to

go fishing

.



1 Write the sentences.

1



I want to play hide and seek.

2



I don't want to go sailing.

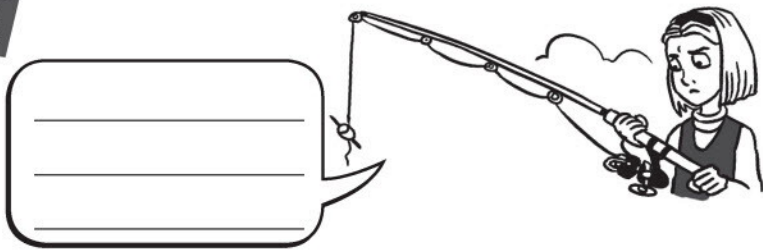
3



4



5



6



Let's

go swimming

.

Let's

play basketball

.



1 Listen and number. 1.7

1



2



1

3



4



5



6



2 Look and write.

waterskiing climbing
sailing rollerblading

Great idea! OK. Come on!
No thanks, I don't want to go ...

1



Let's go

Great idea!



2



3



4





3 You're at the Incredible Adventure Camp! Write suggestions and answers.

Two empty speech bubble shapes for writing suggestions.

Two empty speech bubble shapes for writing answers.

1 Listen and number the pictures.  1.8 Then listen again and circle *a* or *b*.



- 1 Jazmin thinks climbing is
- 2 Archie loves
- 3 Jazmin can see lots of sailing boats on the
- 4 Molly likes the boat with
- 5 Molly doesn't know how to
- 6 Archie and Jazmin think rowing is

- a scary.
- a tennis.
- a river.
- a a red sail.
- a sail.
- a easy.
- b difficult.
- b basketball.
- b lake.
- b three sails.
- b row.
- b hard work.

2 Do the speaking activity.

Let's go water skiing.

No thanks, I don't want to go water skiing. Let's play basketball.

No thanks, I don't want to play basketball. Let's play tennis.

OK! Come on!

3 Write about two conversations.

I talked to _____.

We want to _____.

_____.

I talked to _____.

We want to _____.

_____.

1 Look and read.

Writing tip!

We use adverbs of frequency to say how often we do things.

*I **sometimes** play tennis with Eve. The children **always** get up so early!*

These adverbs usually go before the main verb in the sentence.

2 Write these adverbs of frequency in your own language.

<input type="checkbox"/>	<input type="checkbox"/>	<input type="checkbox"/>	<input type="checkbox"/>	never	_____
<input checked="" type="checkbox"/>	<input type="checkbox"/>	<input type="checkbox"/>	<input type="checkbox"/>	sometimes	_____
<input checked="" type="checkbox"/>	<input checked="" type="checkbox"/>	<input type="checkbox"/>	<input type="checkbox"/>	often	_____
<input checked="" type="checkbox"/>	<input checked="" type="checkbox"/>	<input checked="" type="checkbox"/>	<input type="checkbox"/>	usually	_____
<input checked="" type="checkbox"/>	<input checked="" type="checkbox"/>	<input checked="" type="checkbox"/>	<input checked="" type="checkbox"/>	always	_____



3 Order the sentences. Write.

1 usually / . / work hard / I / at school	<u><i>I usually work hard at school.</i></u>
2 My dad / at nine o'clock / always / . / watches TV	_____
3 on Saturdays / I / do my homework / . / often	_____

4 Write true sentences about yourself, using these phrases. Colour the boxes.

I	usually	tidy my room	with a friend.
	never	ride my bike	after school.
	often	do my homework	in the morning.
	sometimes	go swimming	at the weekend.
	always	phone my friends	in the evening.



<input checked="" type="checkbox"/>	<input type="checkbox"/>	<input type="checkbox"/>	<input type="checkbox"/>	<u><i>I sometimes</i></u>
<input type="checkbox"/>	<input type="checkbox"/>	<input type="checkbox"/>	<input type="checkbox"/>	_____
<input type="checkbox"/>	<input type="checkbox"/>	<input type="checkbox"/>	<input type="checkbox"/>	_____
<input type="checkbox"/>	<input type="checkbox"/>	<input type="checkbox"/>	<input type="checkbox"/>	_____

1 Write *N*, *A* or *M* next to each phrase.

N = nature camp

A = art camp

M = music camp



art room A children's zoo _____ music room _____
 visit the animals _____ play musical instruments _____ paint and draw _____
 play the drums _____ feed the birds _____ paint pictures _____
 feed the monkeys _____ make models _____ sing _____

2 Complete the emails about two of the holiday camps.

Send Save Delete

To: susan@onemail.co.uk

Subject: Hello!

Hi, Susan

I'm having a great time at the _____ camp. There is a big _____ and we _____ every day. I often _____ in the afternoons, and I sometimes _____ too.

Love from _____

Send Save Delete

To: dad@mymail.co.uk

Subject: Hello from the holiday camp!

Hello, Dad

The _____ camp is brilliant! There are lots of things to do. The _____ is really good. I usually _____ in the morning after breakfast. I sometimes _____, and I often _____ too.

Love from _____


3 Write an email about a holiday camp.

- 1 Decide what kind of holiday camp it is.
- 2 Make a list of activities.
- 3 Write your email. Use adverbs of frequency.



4 Listen.  1.9 Number the lines and listen and check. Sing.

Song




- a Come and swim with me!
- b Come and swim with me!
- c Let's go swimming,
- d I like swimming – do you like swimming too?
- e Let's go swimming,
- f Let's go swimming, I want to swim with you.
- g Let's go fishing, I want to fish with you.
- h Come and fish with me!
- i I like fishing – do you like fishing too?
- j Let's go fishing,
- k Come and fish with me!
- l Let's go fishing,

<input type="checkbox"/>
<input type="checkbox"/>
<input checked="" type="checkbox"/>
<input type="checkbox"/>
<input type="checkbox"/>
<input type="checkbox"/>
<input type="checkbox"/>
<input type="checkbox"/>
<input type="checkbox"/>
<input type="checkbox"/>
<input type="checkbox"/>
<input type="checkbox"/>

The water cycle

1 Label the picture.

rain clouds the sun the sea water vapour river snow




The weather

1 Write the words.

It's sunny. It's cloudy. It's windy. It's raining.

It's snowing. It's foggy. It's stormy.



5

FOG

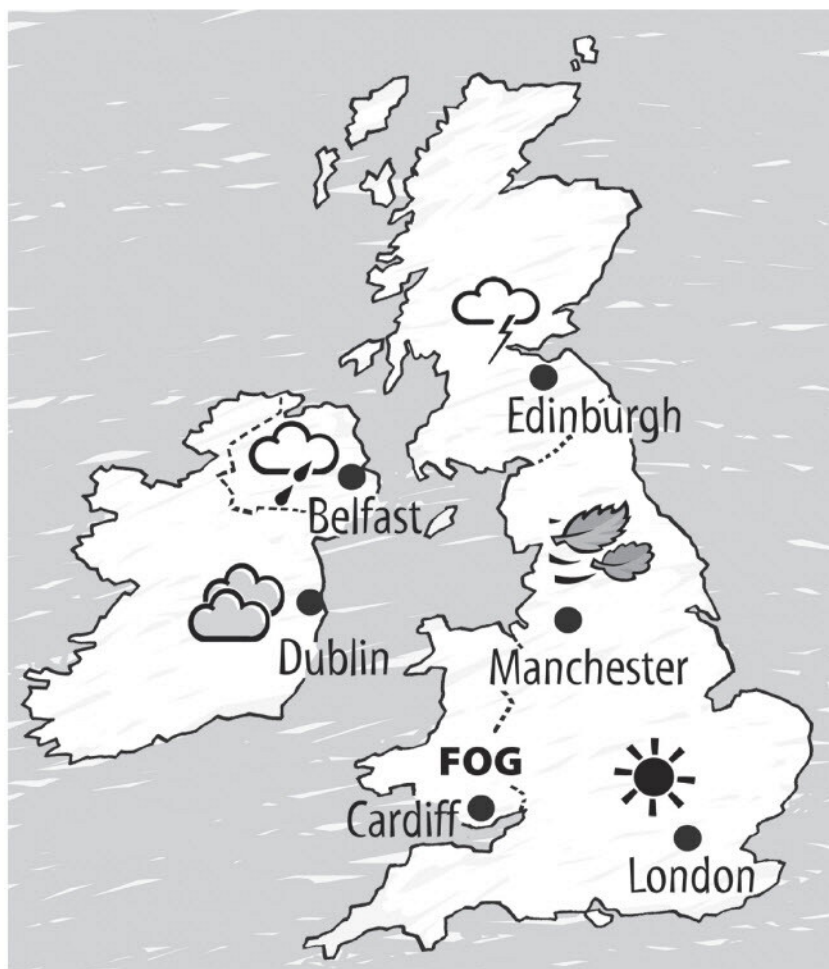
6



7



2 Read and write.



It's _____ in Belfast.

In _____ it's cloudy.

It's _____ in Manchester
and in Cardiff it's _____.

The weather isn't very nice in
Edinburgh. It's _____.

But in _____ it's a beautiful day
and it's _____.

Show what you know!

1 Write. Find the letters and find the mystery word.

cake run mouse ~~fish~~ pen sail
banana kite ~~climb~~ parrot

The fifth letter is in  and in  climb fish.

The second letter is in  and in  _____.

The sixth letter is in  and in  _____.

The first letter is in  and in  _____.

The third and fourth letters are in  and in  _____.

What's the mystery word? _____ i _____

2 Look and read. Write the names.



1 I play tennis and basketball. I never go skateboarding but I go fishing.

2 I go skateboarding. I never go swimming but I often go sailing. I play tennis.


3 I play tennis and I go swimming. I sometimes go climbing but I never go skateboarding. I go sailing.

4 I often go skateboarding and I sometimes go swimming. I go fishing but I don't play tennis.

2 Art

1 Number the pictures. Write.


- 1 pirate 2 astronaut 3 policeman 4 scientist 5 actor
 6 pilot 7 doctor 8 artist 9 firefighter




Wears a uniform	Doesn't wear a uniform
_____	_____
_____	_____
_____	_____
_____	_____
_____	_____
_____	_____

















1 Listen and draw the route. 1.17

She's running behind the doctor!

2 Look and write.

- 1 He's in front of the doctor.
- 2 She's next to the policeman.
- 3 She's behind the astronaut.
- 4 He's next to the door.
- 5 He's between the astronaut and the pirate.
- 6 He's behind the firefighter and next to the actor.

astronaut

3 Change the verbs into nouns by adding *r*, *er*, or *or*.

Spelling



visit or



juggle _____



teach _____



climb _____



write _____



sail _____



act _____



skateboard _____



firefight _____



horseshide _____



We get up at six o'clock . She goes to bed at eight o'clock .


1 Read and ✓ or cross X.




Jake gets up at seven o'clock. At eight o'clock he has breakfast and then he goes to school at nine o'clock. He has lunch at two o'clock and then he goes home at four o'clock. He goes to bed at 9.30.

2 Write and draw the times.

We I They have dinner at six o'clock get up at eight o'clock
go rowing at eleven o'clock have breakfast at nine o'clock











What time do you get up ? I get up at half past seven .
 What time does he have dinner ? He has dinner at five o'clock .

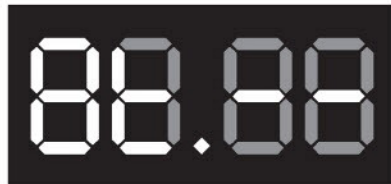
1 Listen and write the times. 1.20



get up	6:00
have breakfast	
go to work	
have lunch	
have dinner	
go to bed	

2 Read and colour the shapes to make the correct times.

Jack lives in Middleton. He usually gets up at seven o'clock. He has a shower at quarter past seven, and he has breakfast at half past seven. At half past eight he goes to school with his friend. He has lunch at school at quarter to one, and he leaves school at half past three. He has dinner at six o'clock, and he goes to bed at half past nine.



What time do you / does he get up?

Ask a friend some questions with *What time do you ...?* Then write about his/her day.

1 Listen and tick the words you hear.  1.21 Then listen again and circle *a* or *b*.

- house
 garden
 tennis
 football
 sandwiches
 cakes
 fishing



- | | | |
|---|--------------------|-------------------|
| 1 Where do Jazmin's grandparents live? | a In Scotland. | b In London. |
| 2 When does Jazmin usually visit her grandparents? | a In the summer. | b In the winter. |
| 3 What is her grandparents' house like? | a It's big. | b It's old. |
| 4 What is her grandma's favourite hobby? | a playing tennis | b cooking |
| 5 What does Jazmin help her grandma with? | a making cakes | b making pizza |
| 6 What does her grandpa usually do at the weekends? | a He goes fishing. | b He makes cakes. |

2 Ask and answer in pairs.

What time do you go to school?

I go to school at half past eight.

What time does your dad get up?

He gets up at six o'clock.

3 Write about your friend.

I found out about _____ and his _____.

_____ goes to work at _____.

1 Read and write the missing word.

firefighter teacher pilot footballer

My name is Jack. I'm a _____. I live in Canada, but I travel all round the world. I like visiting other countries, but I don't like sleeping in hotels. I love flying very big planes. When I am at home, I like playing with my children. I don't like watching TV but I like listening to music.



2 Read again and answer the questions.

- 1 Does Jack like visiting other countries? Yes, he does.
- 2 Does he like sleeping in hotels? _____
- 3 Does he like flying big planes? _____
- 4 Does he like playing with his children? _____
- 5 Does he like watching TV? _____
- 6 Does he like listening to music? _____

Writing tip!

We use *like*, *don't like* and *love* with **nouns** and **-ing** forms

I like cats. *She loves swimming.* *Do you like going to school?*

Remember to spell the **-ing** forms correctly! (see page 5)

3 Write true sentences about yourself. Use the *-ing* forms of the words in the box.

sing dance swim play football write get up

4 Answer these questions.

- 1 What do you like doing after school? _____
- 2 What do you like doing at the weekend? _____

1 Read the interview and complete the table.

An interview with Kate Rowson, a scientist

Hello, Kate. Can you tell me about your job?

I work for a big company in Birmingham.
I love my work. It's very interesting.

What part of your job do you like best?

I love doing experiments. They can be very exciting!

Have you got a family?

Yes, I've got a husband and two children.
My daughter wants to be a scientist too!

Where do you live?

We live in the countryside near Birmingham.
It's very quiet.

What do you do when you are not at work?

I like swimming and rollerblading.
And I love sailing with my family.



	Kate Rowson	Marvin Miller
Job	<i>scientist</i>	firefighter
Family		wife, 1 child
Home		Manchester
Work – where?		fire station in Manchester
Favourite part of job		saving people's lives
Hobbies		listening to music painting

2 Complete the interview with Marvin.

An interview with

_____, a _____.

Where do you work?

I work _____.

Where do you live?

I live _____.

Have you got a family?

Yes, I've got _____.

And have you got any hobbies?

Yes, I like _____.

3 Write an interview.

- 1 Copy the table.
- 2 Make notes about an imaginary person.
- 3 Write the questions and answers.
- 4 Find or draw a picture.

Remember! Use *-ing* forms after like and love.

3 Listen.  1.22 Listen again and correct. Sing. Song

- pictures*
- 1 We love painting ~~houses~~,
 - 2 Red, yellow, pink and green,
 - 3 We're good at drawing pictures,
 - 4 But not so good at staying green!
 - 5 Andy's got blue feathers,
 - 6 Jenny's nose is green,
 - 7 Let's tidy up and wash our feet,
 - 8 Then we can have our breakfast!

 Large numbers1 Read and write the figures or words. Say. Listen and check.  1.25

- | | | |
|----|------------------------------|------------|
| 1 | three hundred and twenty-one | <u>321</u> |
| 2 | five hundred | _____ |
| 3 | six hundred and eighty | _____ |
| 4 | seven hundred and seven | _____ |
| 5 | nineteen eight six | _____ |
| 6 | twenty twelve | _____ |
| 7 | nineteen fourteen | _____ |
| 8 | 40 | _____ |
| 9 | 700 | _____ |
| 10 | 1999 | _____ |

Drawing with a grid



1 Look and write.

It's in Italy.
It's 230m high.



It's 98m high.
It's in France.

It's in Poland.
It's 55m high.

It's 329m high.
It's in England.



2 Copy the grid. Then draw.



Show what you know!

1 Write a job.

I wear a
uniform.

I play
a sport.




I work at
a school.

I work in
a theatre.

I wear a
white coat.

I fly in a
machine.

2 Write the prepositions. Then write sentences.



1 ehdnbi behind

Coco's behind the tree.

3 nxe ot _____

2 ni rofnt fo _____

4 beewnt _____

3 Order the words to make sentences.

1 get up I . early never

2 always I for breakfast have . toast

3 . I on Saturday morning go swimming usually

4 to school My teacher . on the bus always goes



3 Feeling great

1 Number the pictures. Write.

- 1 dizzy 2 an earache 3 a headache 4 a cold
 5 a sore throat 6 a toothache 7 sick 8 a stomach ache

	I feel	I've got
 <input type="checkbox"/>		
 <input type="checkbox"/>		
 <input type="checkbox"/>		
 <input type="checkbox"/>		
 <input type="checkbox"/>		
 <input type="checkbox"/>		
 <input type="checkbox"/>		
 <input type="checkbox"/>		

1 Listen and tick ✓.  1.31

	 Tommy	 Jess	 George
sick			
a cough			
a sore throat	✓		
a headache			
an earache			
a stomach ache			

2 Read and write.

Dear Mrs Murphy,
I'm afraid that Tommy
can't come to school
today. He isn't well. He's
got _____,

_____ and

Best wishes,
Mrs Smith
(Tommy's mum)

Dear Mrs Murphy,
I'm afraid that Jess
can't come to school
today. She isn't well.

She's _____

Best wishes,
Mrs Salter (Jess's mum)

Dear Mr Owen,
I'm afraid that George can't
come to the match today.

He isn't well.

He's _____

Best wishes,
Mr Wood
(George's dad)

3 Write *ck* or *ch*. Then match.

Spelling

1 stoma ch

2 ho___ey

3 s___ool



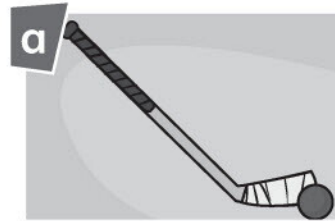
4 ja___et

5 du___

6 so___

7 heada___e

8 clo___



You should sit still . You shouldn't eat sweets .



1 What should they do? Read and tick ✓ or cross X. Write.

run ~~watch TV~~ ~~go to bed~~ eat sweets eat a sandwich drink some water

I'm sleepy.

I'm hungry.

You shouldn't watch TV.

You should go to bed.

I'm thirsty.

Can you help me ? I can help you .



1 Listen and number. 1.34

a

b

c

d

e

2 Listen again and write the questions.  1.34

~~us~~ me them him her

- 1 Can you help us ?
- 2 Can you help _____ ?
- 3 Can you help _____ ?
- 4 Can you help _____ ?
- 5 Can you help _____ ?

3 Write the questions.

~~have a pizza~~ play basketball
go to the cinema play

with us with them
with me



1 *Do you want to have a pizza with me?*



1 Who are the presents for? Listen and match.  1.35 Then listen again and circle *a* or *b*.



- | | | |
|--|----------------|-----------------|
| 1 There are three birthdays in | a January. | b February. |
| 2 Luke's mum's birthday is on | a 2nd January. | b 17th January. |
| 3 Luke's dad likes | a hats. | b chocolates. |
| 4 Luke's present for Eve is a book about | a flowers. | b art. |
| 5 Finn wants to buy some flowers for | a Eve. | b Molly. |
| 6 Finn's birthday is in | a January. | b February. |

2 Do the speaking activity.

Finn likes playing tennis.

The tennis balls are for him.

Eve likes writing.

The pen is for her.

Archie and Luke like painting.

The paints are for them.

3 Choose four presents. Circle and write.

- _____ like/likes _____. The _____ is/are for him/her/them.
- _____ like/likes _____. The _____ is/are for him/her/them.
- _____ like/likes _____. The _____ is/are for him/her/them.
- _____ like/likes _____. The _____ is/are for him/her/them.

Writing tip!

Sentences start with a capital letter, and end with a ...

full stop	or a question mark	or an exclamation mark
<i>Your body needs to rest every day.</i>	<i>Do you want to be healthy?</i>	<i>Don't be tired!</i>

1 Write these sentences with the correct punctuation.

- 1 this music is fantastic _____
- 2 what is he doing _____
- 3 can I have a drink _____
- 4 sit still and be quiet _____



2 Complete the sentences with words of your choice. Use the correct punctuation.

- 1 Do you like _____
- 2 My friend _____
- 3 What colour _____
- 4 Don't _____

Writing tip!

Use a comma when you need a pause:

You can go for a walk, go swimming or play football.

If you feel hungry between meals, eat an an apple or a banana.

3 Add a comma to each sentence.

- 1 You need flour butter and sugar.
- 2 If you feel dizzy you should sit down.
- 3 Eve Finn and Jazmin are going swimming.
- 4 When she is sleepy she goes to bed.

1 Read and match. Write *K* (kitchen) or *T* (teeth).



- 1 Be careful when you _____
- 2 You should brush your teeth after breakfast
- 3 Don't drink sweet drinks.
- 4 You should keep meat and dairy foods
- 5 You should go to the dentist
- 6 Always wash your hands
- 7 Never put water
- 8 Don't eat lots of

- a before you cook. _____
- b in the fridge. _____
- c cut food. _____
- d Drink water! _____
- e on electrical things. _____
- f every six months. _____
- g sweets. _____
- h and before you go to bed. _____

2 Complete the poster.

map friend clothes safe animals
water weather walk

How to be _____ in the countryside

Do you like walking in the countryside? Follow this simple advice to keep you safe:

- ❖ You should take a sunhat, warm _____ and a raincoat. The _____ can change quickly!
- ❖ Never go for a _____ alone. Go with an adult or a _____.
- ❖ Use a _____ to plan your walk.
- ❖ Keep away from _____.
- ❖ Always take food and lots of _____.



3 Make a poster.

- 1 Choose your topic and write some advice. Use *always, never, should, shouldn't*.
- 2 Design your poster and draw a picture.
- 3 Write your advice on the poster. Check your punctuation carefully.



3 Listen.  1.36 Complete. Listen again and check. Sing.

Song

bright basketball apples fruit swimming climb bananas exercise



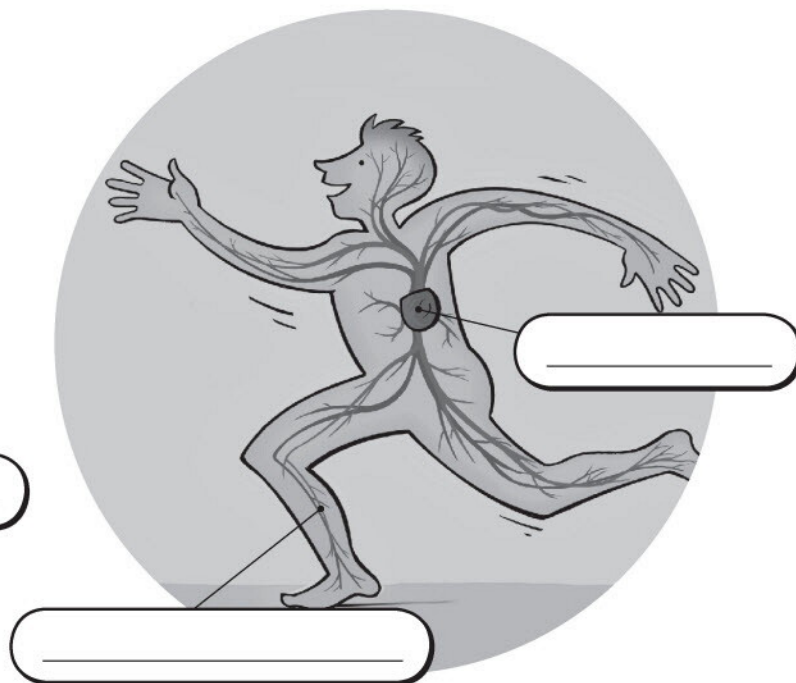
- 1 _____ in the morning,
- 2 _____ all the time.
- 3 _____ will give you energy,
- 4 It helps you run and _____.
- 5 _____ in the morning,
- 6 _____ at night.
- 7 _____ will make you fit,
- 8 It keeps you strong and _____!



Pulse rates

1 Write.

heart fingers thumb wrist blood



Pulse rates

1 Read and complete.

walking fast sleeping running walking



I wake up at seven o'clock. After _____ my pulse rate is 90. Then I get up and have breakfast. At 8.30 I walk to school with my friends. We don't want to be late so we walk quickly. After _____ my pulse rate is 120. Our first lesson is P.E. and we run on the track. After _____ my pulse rate is 140. At four o'clock I go home. I walk and chat with my friends. After _____ my pulse rate is 102.

2 Read and complete.

	swimming	walking	jumping
Pulse rate before	95	95	95
Pulse rate after 1 minute	130	120	140
Pulse rate after resting for 2 minutes	110	110	110

Before _____ my pulse is _____. After _____ for 1 minute my pulse is _____. After resting for 2 minutes, my pulse is _____.



Before _____ my pulse is _____. After _____ for 1 minute my pulse is _____. After resting for 2 minutes, my pulse is _____.

Show what you know!

1 Write the words. What's the mystery word? _____

sore throat earache sick toothache cold heart thumb wrist

2 Look and write sentences.

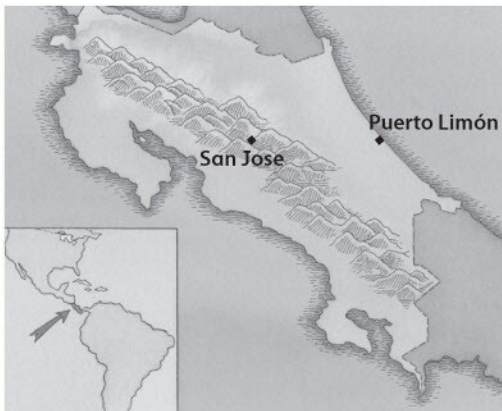
put drinks close the window
~~wear a jumper~~
 work hard eat lots of

at school ~~in winter~~
 on the computer
 sweets in winter



- 1 *You should wear a jumper in winter.* _____
- 2 _____
- 3 _____
- 4 _____
- 5 _____

1 Listen and number.  1.42



2 Match the questions and answers. Listen again and check.  1.42

- 1 Is Omar from Turkey? _____
- 2 Does he live in the capital city? _____
- 3 When does it rain in Puerto Limón? _____
- 4 When is it stormy? _____
- 5 Does he like storms? _____
- 6 What kind of animals can you see there? _____

3 Write the questions. Practise the dialogue in pairs.

- 1 _____ I'm from Costa Rica.
- 2 _____ It sometimes rains and it's sometimes hot and dry.
- 3 _____ I love the cloud forest.
- 4 _____ Because of the fantastic plants and animals there.


4 Now write about the weather in your country. 

Revision

1 Write sentences.

firefighter artist
dancers ~~pirates~~
astronauts policeman

playing tennis
waterskiing ~~swimming~~
climbing rowing rollerblading



- 1 The _____ is swimming. 4 _____
- 2 The pirates are _____ . 5 _____
- 3 The _____ . 6 _____

2 Complete the advice with *should* or *shouldn't*.



You shouldn't wear a coat.



You _____ go to bed.



You _____ wear a hat.



You _____ get up.





You _____ use an umbrella.



You _____ stand up.

Revision






3 Write the names and match.



- | | | | |
|---|--|---|----------------------------------|
| 1 | <u>Jon</u> doesn't want to go swimming | a | because it's raining. |
| 2 | _____ doesn't want to have lunch | b | because he's got a sore throat. |
| 3 | _____ doesn't want to play basketball | c | because he's got a headache. |
| 4 | _____ doesn't want to get up | d | because he's got a stomach ache. |
| 5 | _____ doesn't want to go climbing | e | because it's snowing. |
| 6 | _____ doesn't want to go skateboarding | f | because he's got a toothache. |

4 Look and write.




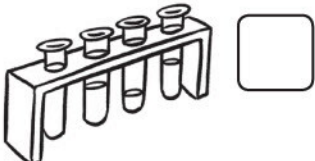




me you ~~him~~ her them us



4 At school









1 Number the pictures. Then write how often you have this lesson.









- 1 History 2 Maths 3 Geography 4 Art 5 Science 6 P.E.
7 Spanish 8 Music

	never	once a week	more than once a week
 <input type="checkbox"/>			
 <input type="checkbox"/>		<i>History</i>	
<input type="checkbox"/> 			
 <input type="checkbox"/>			
 <input type="checkbox"/>			
			 <input type="checkbox"/>
			 <input type="checkbox"/> 1
			 <input type="checkbox"/>

Lesson 2




1 Listen and draw the faces.  2.3

1 	
2 	
3 	
4 	

5 	
6 	
7 	
8 	

2 Read and tick ✓ or cross X.

This is Grace, Oliver and Martha. Oliver doesn't like Maths. All the children like P.E. Oliver and one girl like Art. Martha and the boy like Science. Both girls like Maths. Grace doesn't like Art or Science.

	Art	P.E.	Science	Maths
				
				X
				


3 Complete each word with a double consonant.

Spelling

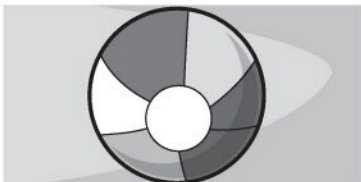
1

cla s s room 6


2

ca o o t 7


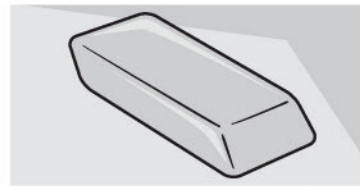


3

ba l l 8

4

pu p p et 9

5

ju g g ler 10gira l l eru l l erpu z z lepi l l owdi g g er

She wasn't good at Maths . She was good at Art .
 Was she good at Music ? Yes, she was . No, she wasn't .

1 Write questions and answers.




Christopher James Secondary School
 Year 7 Annual School report for Peter Cooper
 Teacher Mr Alan Black Class 7AB 1

History	<u>8 / 10</u> Well done, Peter!
Geography	<u>2 / 10</u> Try harder next time.
Science	<u>7 / 10</u>
Arts	<u>8 / 10</u> Excellent work.
Maths	<u>3 / 10</u>

- | | | |
|---|--------------------------------|---------------------|
| 1 | <u>Was he good at History?</u> | <u>Yes, he was.</u> |
| 2 | _____ | _____ |
| 3 | _____ | _____ |
| 4 | _____ | _____ |
| 5 | _____ | _____ |
| 6 | _____ | _____ |

They were terrible . They weren't happy .
 Were they sleepy ? Yes, they were . No, they weren't .

1 Listen and number. 2.6



Was he good at Maths? They were tired.

2 Look. Write the questions.

happy sad ~~dizzy~~ hungry hot



1 Were they dizzy?

Yes, they were.



2 Was he _____ ?

Yes, he was.



3 _____

Yes, they were.



4 _____

Yes, she was.



5 _____

Yes, they were.

3 Complete the sentences.

He She They

was were weren't

At the end of the sports day ...



1 They were tired.



2 _____ happy.



3 _____ thirsty.



4 _____ hungry.



5 _____ bored.

Write five sentences about your family yesterday. *Yesterday, my mum was tired.*

They weren't hungry.

1 Listen and order the pictures.  2.7 Then listen again and circle *a* or *b*.




Fred and Fifi



Sammy



Milly



Ruby

- | | | |
|---------------------|---------------------|--------------------|
| 1 It was Pet Day | a at Toby's school. | b at Toby's house. |
| 2 Sammy the dog was | a in the classroom. | b under the tree. |
| 3 The weather was | a hot. | b rainy. |
| 4 Ben has got | a hamsters. | b a cat. |
| 5 The cat was in | a the classroom. | b the library. |
| 6 She likes | a sitting on sofas. | b reading books. |

2 Do the speaking activity.

Was the rabbit in the classroom?

No, it wasn't. It was in the playground.

Were the birds in the library?

Yes, they were.

3 Look at the pictures and write about the differences.

At ten o'clock, the rabbit was in the _____.

At eleven o'clock, it was in the _____.

At ten o'clock, _____.

At eleven o'clock, _____.

At ten o'clock, _____.

At eleven o'clock, _____.

At ten o'clock, _____.

At eleven o'clock, _____.

Writing tip!

We can use **all of**, **most of**, **some of** or a number + **of** to talk about people in groups.


All of the children are wearing school uniform.

Most of the girls have got dark pinafores and white shirts.

Some of the girls look serious, but **some of them** are smiling.

Two of the children are writing.

1 Read and add details to the pictures.




Some of the children have got bags.



All of the girls are happy.



Three of the boys have got pencils.



Most of the children are wearing red jumpers.

2 Look and complete the sentences.

are wearing ~~look~~ are sitting have got

on chairs hats books ~~sad~~



Two of the children look sad.



Some of the children _____.





Most of the children _____.



All of the children _____.

1 Look at the pictures. Write the words in the correct places.



wearing school uniform blackboard bookcase sitting down
 six standing up twelve clock talking rug reading

Picture 1 children

Picture 1 classroom

Picture 2 children

Picture 2 classroom

2 Complete the description of photo 1.

In this picture, I can see _____ children.

Most of the children are _____
 _____. One boy is _____.

All of the children are _____
 _____.

There is a _____ on
 the wall and there is a picture on the
 _____. The teacher is
 _____.

3 Find or draw a classroom picture and write a description.

- 1 Make a list of words and phrases which describe the children in the picture.
- 2 Make a list of words and phrases which describe the classroom.
- 3 Write your description. Include some sentences with *all*, *most* or *some*.



4 Listen.  2.8 Complete. Listen again and check. Sing.



- 1 Science is at nine o'clock,
- 2 Geography's _____ ten,
- 3 Half an hour for break time,
- 4 _____ then there's class again.

- 5 I like _____ and History,
- 6 My favourite _____ is Art,
- 7 No matter what the _____,
- 8 We study _____ hard!




Ancient Egypt

1 Write the words.

mummy pyramid ~~pharaoh~~ headdress god goddess



pharaoh



Ancient Egypt

1 Write the words.



god had
headdress
was

This is Ra. He was the sun _____. He _____ the most important god of the ancient Egyptians. He _____ the head of a bird and a _____ with a sun disk.



body head
goddess
crocodile

This is Tawaret. She was the _____ of women. She had the _____ of a hippo and the _____ of a lion. She had the tail of a _____.

2 Write about the gods and goddesses.



Name: Thoth

God of: writing

Head: a bird

This was Thoth. He was the god of _____.

He had _____

**FACT
FILE**



Name: Ma'at

God of: truth

Headdress: a feather

**FACT
FILE**

Show what you know!

1 Write. Find the letters and find the mystery word.

poster ruler dizzy Art ~~stop~~ windy hat
~~Music~~ tower book fish yo-yo cat bike

The third letter is in  and in . stop music

The sixth letter is in  and in . _____

The fourth letter is in  and in . _____

The seventh letter is in  and in . _____

The second letter is in  and in . _____

The fifth letter is in  and in . _____


The first letter is in  and in . _____

What's the mystery word? stop

2 Write the questions.



Was he good at painting? Yes, he was.



_____ Yes, she was.





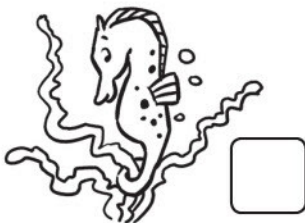





_____ Yes, they were.


5 At the aquarium


1 Number the pictures. Listen and write.  2.16


- 1 shell 2 jellyfish 3 shark 4 octopus 5 seahorse
6 sand 7 crab 8 starfish


	● One syllable	● ● Two syllables	● ● ● Three syllables	
 <input type="checkbox"/>				 <input type="checkbox"/>
 <input type="checkbox"/>				 <input type="checkbox"/>
 <input type="checkbox"/>				 <input type="checkbox"/>
 <input type="checkbox"/>				
 <input type="checkbox"/>				


1 How many can they see? Listen and write.  2.17








 3












2 Write the plural forms of the nouns.

crab starfish sandwich shark ~~fish~~
 octopus seahorse jellyfish box

Nouns ending with **fish**:
 no change

Nouns ending with **s, sh, z, x** or **ch**: add **es**


Other nouns: add **s**



2 fish



3 Look and complete.



This is a drawing of Water World. There are two dolphins between the rocks. There are six _____ next to the rocks. There are four _____ under a dolphin. There's an _____ in a cave. There are three _____ behind the rocks. There are three _____ and one small _____ in front of a rock.



I saw an octopus . I didn't see a shark .

1 Look and write sentences.

didn't go didn't see went saw had didn't have



He saw a shark.

He didn't see a starfish.



Did you go to the beach ? Yes, I did .
 Did you have chips ? No, I didn't .



1 Make questions.

1 go did you beach to the?
Did you go to the beach?

4 to the did you go park?

2 you did swimming go?

5 a did sandwich have you?

3 did see you octopus an?

6 have did an ice you cream?

1 Listen and tick ✓ or cross X.  2.20



2 Read. Complete the dialogue. Then say.

Archie had a great weekend. He went to the beach and it was very hot!
 He went swimming in the sea, and saw lots of beautiful fish. He saw some crabs, too!
 He didn't have fish and chips but he had an ice cream. It was a great weekend.

Luke: Did you have a good weekend? (have a good weekend)

Archie: Yes, I did.

Luke: _____? (go to the beach)

Archie: _____

Luke: _____? (go swimming)

Archie: _____

Luke: _____? (see any crabs)


Archie: _____

Luke: _____? (have fish and chips)

Archie: _____


Luke: _____? (have an ice cream)

Archie: _____

1 Listen and tick the words that you hear.  2.21 Then listen and circle *a* or *b*.




hotel




island



tents




cars



museum



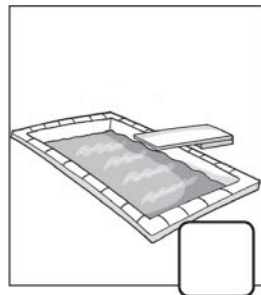
beach



river



lake



swimming pool



helicopter

- 1 Nathan's brother is called
- 2 Nathan and his family
- 3 Nathan has got
- 4 It rained
- 5 Harry isn't good at
- 6 Nathan and his family

- | | |
|-------------------------|------------------------|
| a Harry. | b Tim. |
| a stayed in a hotel. | b camped on an island. |
| a a big tent. | b a small tent. |
| a on the first day. | b every day. |
| a climbing. | b rowing. |
| a went in a helicopter. | b saw a helicopter. |

2 Do the speaking activity.

Did you go swimming?
No, I didn't.

Did you have a burger?
No, I didn't.

Did you see a helicopter?
Yes, I did!

3 Write five sentences.

- 1 _____ went to a supermarket.
- 2 _____
- 3 _____
- 4 _____
- 5 _____

Writing tip!

Here is some language that is useful for writing information leaflets:

Imperatives	<i>Visit the big pool at 11am and 2pm and you can help feed the animals.</i> <i>Don't forget your towel and your swimming costume!</i>
you can ...	<i>At Water World you can walk in our underwater tunnels.</i> <i>You can see sharks, crabs, jellyfish and lots more.</i>
there is/are ...	<i>There is a Water World beach with real sand.</i> <i>There are lots of souvenirs in the Water World shop.</i>
we've got ...	<i>At the Water World Café we've got lots of delicious hot and cold food.</i>

1 Read and match.

- | | |
|-------------------------------|---------------------------------|
| 1 You can go swimming | a on our new climbing wall! |
| 2 Go climbing | b on the lake. |
| 3 We've got a big lake with | c delicious hot and cold food! |
| 4 There are two tennis courts | d in the outdoor swimming pool. |
| 5 There is a café with | e and a football pitch. |
| 6 You can have a picnic | f in the picnic area. |
| 7 Learn to waterski | g six sailing boats. |




2 Order the words to make sentences.

- | | | | | | | |
|---|-------|-----------|--------|------|--------|--------|
| 1 | lots | of | You | can | fish. | see |
| 2 | two | swimming | There | are | pools. | |
| 3 | café. | got | We've | a | and | shop a |
| 4 | Come | dolphins! | see | and | the | |
| 5 | Don't | picnic. | forget | your | | |
| 6 | lake. | You | row | the | can | on |

You can see lots of fish.

1 Read and write *Z* (zoo) or *B* (bookshop).



books, CDs, magazines and DVDs B new butterfly house ____
 play in the playground ____ sit on a sofa and read books ____
 have a picnic in the picnic area ____
 elephants, lions, snakes, penguins and lots more ____
 listen to stories in our children's room ____ new computer room ____
 feed the penguins ____ have a coffee in the bookshop café ____

2 Complete the zoo or bookshop leaflet and add pictures.

Come to the _____ !

We've got

_____ .

There's a _____
 and you can _____ .

_____ !

You can _____

_____ too.

3 Write a leaflet. 

- 1 Choose a tourist attraction.
- 2 Make a list of features and activities.
- 3 Write your leaflet text. Use imperatives, **you can**, **there is/are**, and **we've got**.
- 4 Draw pictures on your leaflet.



4 Listen.  2.22 Listen again and correct. Sing.

 Song





- 1 We're going to the park, hurray!
- 2 We're going to the pool!
- 3 Let's pack our bus, what do we need?
- 4 Shorts and towels and lots of trees,
- 5 And games to play for you and she,
- 6 And lots of water, yes, yes cheese!
- 7 We're going to the shop, hurray!
- 8 We're going to the school!



 Fish

1 Write the words.



sea deep river shallow lake surface bottom



Fish

1 Label the fish.

ray cod trout sardine pike



2 Read and complete.

rivers saltwater bottom freshwater surface the sea

1 cod



This fish is a _____ fish.

It lives in _____.

It lives near the _____.

2 pike




This fish is a _____ fish.

It lives in _____.

It lives near the _____.

3 ray



This fish is a _____ fish.

It lives in _____.

It lives near the _____.

This fish is a _____ fish.

4 trout

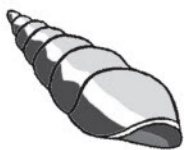



It lives in _____.

It lives near the _____.

Show what you know!

1 Find and write the words.





















g	t	h	e	a	d	a	c	h	e	h	p
d	o	c	t	o	r	w	h	s	c	p	e
m	s	a	e	c	r	a	b	e	n	g	r
r	b	a	s	t	r	o	n	a	u	t	l
i	k	l	h	o	f	v	g	h	u	m	y
k	n	u	e	p	s	j	b	o	a	t	t
e	t	a	l	u	s	h	a	r	k	o	i
s	f	h	l	s	l	z	k	s	d	x	s
t	o	o	t	h	a	c	h	e	r	e	m

2 Order the words to make questions. Then write answers about your weekend.

1 to you ? go Did Water World

2 an Did have ice cream you ?

3 Did the go to ? you park

6 Technology

1 Number the pictures. Write.

- 1 keyboard 2 mouse 3 text message 4 screen
 5 memory stick 6 camera 7 laptop

Computer	Mobile phone

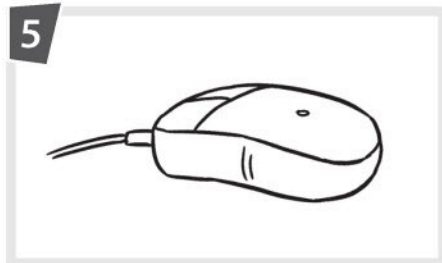
1 What does he need? Listen and tick ✓ or cross X. 2.30



2 What do they need at the club? Read and tick ✓.



I went to the shop to buy a new computer. We need a new computer at the club. A normal desktop computer, not a laptop. We need a mouse and a keyboard too. And we need a big screen. We don't need a memory stick, but the shop assistant gave me one. When you buy a computer, the shop gives you a free mobile. We don't need it at the club, but the children like it. It has a camera so you can send text messages with a photo.



3 Make compound nouns. Write.

Spelling

jelly home lap ~~key~~
super sea foot tooth

top fish ball horse
brush market ~~board~~ work

1  keyboard

5  _____

2  _____

6  _____

3  _____

7  _____

4  _____

8  _____



He wanted the computer . He didn't want the TV .

1 Look and write.

opened didn't open wanted didn't want



He didn't open
the door.








What did you do on Saturday morning ?
What did they do at the weekend ?

1 Listen and tick. 2.33

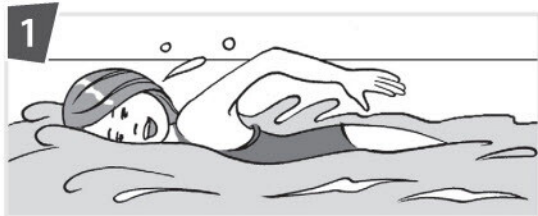
When did Finn do these things?



on Friday afternoon				
on Saturday morning				
on Saturday afternoon				
on Sunday evening				

2 Look and complete the questions.

on Tuesday	at five o'clock
on his birthday	at the weekend
on Christmas Day	at Christmas




What _____ her birthday?
She went swimming.



What did they do at the weekend?



_____ Saturday morning?
She went for a walk.



What did he do on Wednesday evening?



_____ Christmas?
They visited their grandparents.



What did she do on her birthday?

3 Write four questions to ask your partner. Then ask and answer.

What did you do _____ ?

1 What did Jill do last week? Listen and match.  2.34



Monday

Tuesday


Wednesday

Thursday

Friday

Saturday

Sunday



2 Do the speaking activity.

What did Helen do on Saturday morning?

She played basketball.

What did Joe do on Sunday afternoon?

He went to the cinema.

3 Write four sentences.

Joe _____ on _____.

Helen _____ on _____.

1 Read the time phrases and draw arrows.

- after lunch
- at four o'clock
- before school
- in the evening
- at half past eleven
- at lunchtime



Writing tip!

Use time phrases in your writing. They can go before the action:

After the match, we had a barbecue at school.

Before lunch, we went rollerblading in the park.

In the afternoon, I went to the new swimming pool.

or after the action:

I played in a football match **after school**.

I stayed at home **in the morning** and played computer games.

2 Write each sentence in a different order.

- 1 After school, I played football.
- 2 She went to the beach at eleven o'clock.
- 3 They had a picnic at lunchtime.
- 4 In the morning, he watched TV.

I played football after school.

3 Write three true sentences about yesterday.

played went had saw watched

1 Write the words next to the correct pictures.

clothes tree ice cream bikes ~~swings~~
 bus ~~park~~ museum picnic café



park, swings,



2 Complete the blog posts.

In the morning, I went to the _____ with my mum. I saw lots of old _____. We had lunch in the _____ at one o'clock. I had a delicious chocolate _____! We went home on the _____ at half past four.

Today I went to the _____ with my dad and my brother. I climbed a very tall _____. It was scary! My brother played on the _____. Then we had a _____. After lunch, we played on our _____.

3 Write a blog post.



- 1 Choose a day. Think about what you did on that day.
- 2 Collect some useful words.
- 3 Write your blog post. Use time phrases.



4 Listen.  2.35 Read and match. Then listen and check. Sing.



- 1 Keep in touch
- 2 Keep in touch
- 3 Keep in touch
- 4 It's really
- 5 Keep in touch
- 6 Keep in touch
- 7 Keep in touch
- 8 You're never far

- a not that hard.
- b from home!
- c by phone,
- d by email,
- e by letter,
- f by visiting,
- g by texting,
- h by card,



Sending messages

1 Write the words.

flags smoke horse drums Morse code pigeon



Sending messages


1 Write sentences.



1 *He's sending a message with flags.*




2 _____





4 _____


2 Can you read the message? Write the answer.





Show what you know!

1 Look, read and write the words.



- 1 This animal has got eight legs. It lives in the sea. a crab
- 2 This is between your hand and your arm. _____
- 3 You use this to take photographs. _____
- 4 This animal is a big fish. It has got very sharp teeth. _____
- 5 You can find this place in a school. Children have lessons in it. _____
- 6 This toy has got four small wheels. You can stand on it. _____


2 Order the words to make questions. Then write the answers.




1 do What she Thursday ? did on morning

What _____ ?

She _____ .

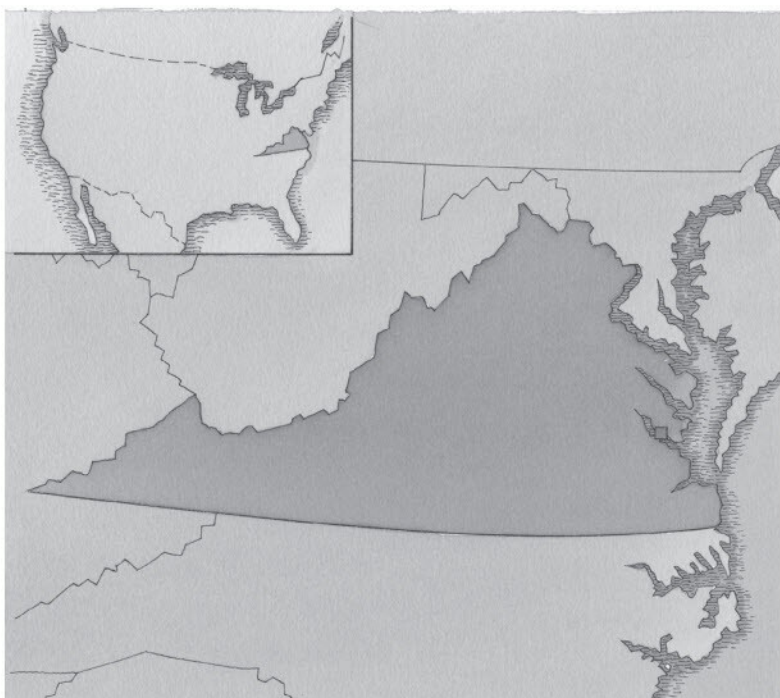


2 did ? do at they weekend What the



3 birthday ? he What do on did his

1 Listen and number.  2.41



2 Listen again and circle the answers.

- | | | | |
|---|--|---------------------|---------------------|
| 1 | When was Pocahontas born? | a) 1595 | b) 1575 |
| 2 | Did Pocahontas help the English? | a) No | b) Yes |
| 3 | What happened when Pocahontas married? | a) There was peace. | b) There was war. |
| 4 | Where the family go? | a) to England | b) to South America |
| 5 | Who did Pocahontas meet in England? | a) the queen | b) the king |
| 6 | Where did she die? | a) in England | b) on the boat |

3 Match the questions and answers. Practise the dialogue in pairs.

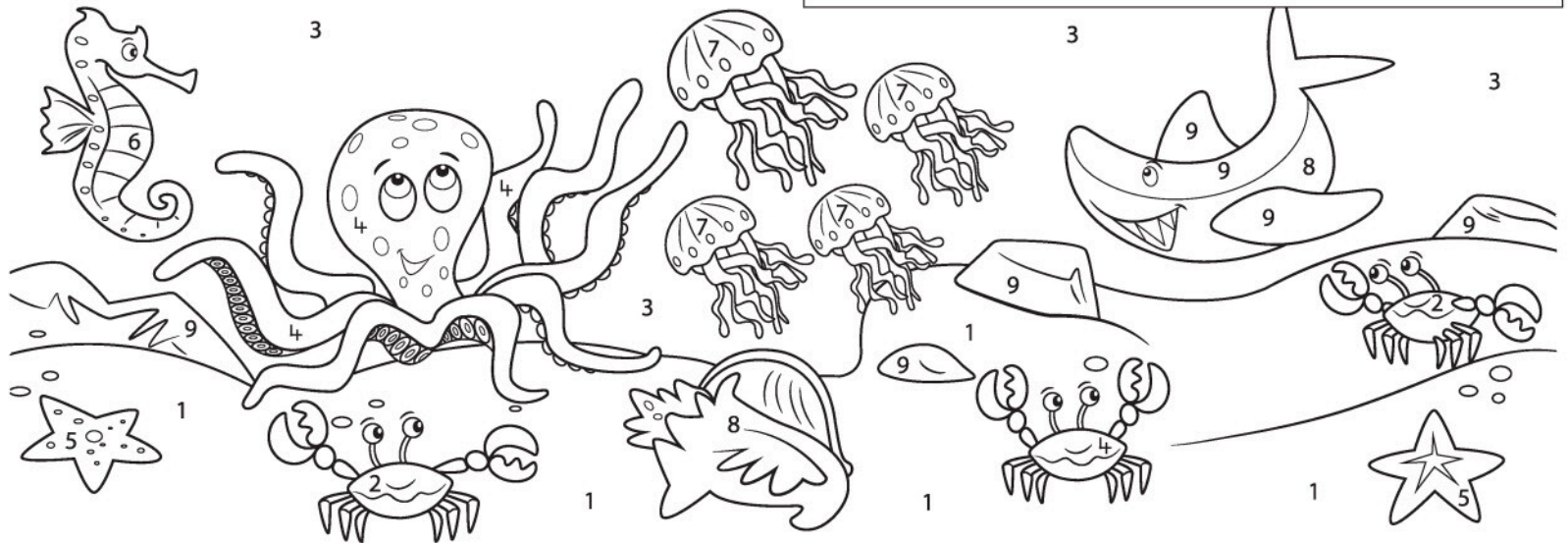
- | | | | |
|---|----------------------|---|--|
| 1 | Who was Pocahontas? | a | She went to England and met the King. |
| 2 | Where did she live? | b | She was a Native American princess. |
| 3 | Why do you like her? | c | She lived in North America. |
| 4 | What happened? | d | She married an English man. |
| 5 | What happened next? | e | She died in England. |
| 6 | Where did she die? | f | She had an interesting life and was brave. |

4 Now write about your hero. 

Revision

- | | | |
|------------|------------|-----------|
| 1 = yellow | 4 = brown | 7 = pink |
| 2 = red | 5 = orange | 8 = white |
| 3 = blue | 6 = green | 9 = grey |


1 Colour the picture. Then write sentences.



starfish shell shark jellyfish crabs sand seahorse octopus

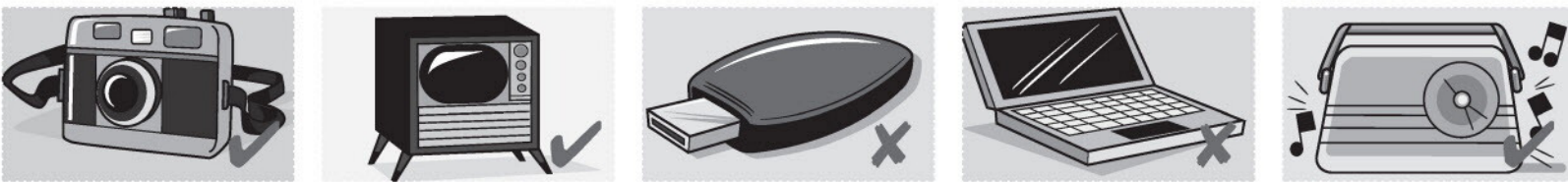
The sand was yellow. The crabs were red and brown.

2 Write questions and answers.



What did you have in 1960, Grandpa?

- memory stick laptop
~~camera~~ radio TV



1 *Did you have a camera?*

2 _____

3 _____

4 _____

5 _____






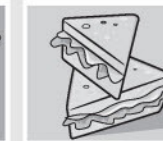



Yes, I did.



Revision

3 Look, read and write the names. Then write about the other children.

These children went to the aquarium yesterday.

						
	✓	✗		✓		✗
Karen Kelly						
		✓	✗	✗	✓	
Jake Emma						
	✗		✓		✗	✓
Henry Alex						

- _____ and _____ didn't see a seahorse but they saw a jellyfish. They didn't have ice creams. They had sweets.
- _____ and _____ didn't see a shark but they saw a seahorse. They didn't have sweets. They had sandwiches.
- _____

4 Write questions and answers.



My name's Molly.
This is my diary.

Monday morning: <i>go to the park</i> afternoon: <i>have a picnic</i>	Tuesday afternoon: <i>paint a picture</i> evening: <i>go rollerblading</i>
--	---

What did she do on Monday morning?

What _____

What did she do on Tuesday evening?

She _____

She painted a picture.


She had a picnic.


7

On the farm

1 Number the pictures. Write.

- | | | | |
|-----------|---------------|------------|----------------|
| 1 beans | 2 grass | 3 potatoes | 4 onions |
| 5 peppers | 6 cauliflower | 7 weeds | 8 strawberries |







Red	Green
_____	_____
_____	_____
_____	_____
Other colours	
_____	_____
_____	_____
_____	_____

 1











1 Are the pictures correct? Listen and tick ✓ or cross X. 2.44

Lesson 2



2 Write.

~~he's eating~~ she's talking he's drinking
they're watering it's sleeping it's eating

grass water ~~strawberries~~
on the phone tomatoes in the sun



- 1 He's eating strawberries.
- 2 _____
- 3 _____
- 4 _____
- 5 _____
- 6 _____

3 Put the words in the correct box. Write the plurals.

Spelling

cherry pepper blackberry tomato cauliflower goat

After consonant + **y**: change **y** to **ies**

strawberry

strawberries

After o: add **es**

potato

potatoes

After consonant: add **s**

onion

onions

There's some

water

.

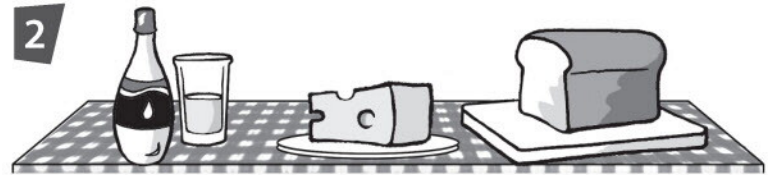

There isn't any

cheese

.



1 Write about each picnic table.



1 *There's some milk on this picnic table. There's some cheese and some bread. There isn't any water.*

2 _____

3 _____

4 _____

There are some

tomatoes

.




There aren't any

beans

.



1 Listen and number. 2.47



2 Write the words. Then add more words.

milk potatoes trees sugar bread tomatoes
water onions strawberries grass

Uncountable

There's some...
There isn't any...

cheese

Countable


There are some...
There aren't any...

peppers

3 Write.










- 1 There are some _____.
- 2 There's some _____.
- 3 There aren't any _____.
- 4 There isn't any _____.



- 1 _____
- 2 _____
- 3 _____
- 4 _____

1 What have they got? Listen and tick.  2.48 Then listen again and circle *a* or *b*.



- | | | |
|-------------------------------|-----------------------------|---------------------------|
| 1 The man doesn't want to | a play football. | b have lunch. |
| 2 The boy puts the rug | a next to the car. | b under the tree. |
| 3 The boy wants to sit on the | a chair. | b rug. |
| 4 The sandwiches are | a in the red bag. | b in the blue bag. |
| 5 The boy eats | a a cheese sandwich. | b a tuna sandwich. |
| 6 The boy drinks | a some juice. | b some water. |

2 Do the speaking activity.

There's some bread.
There are some tomatoes.
There are some strawberries.
There's some cheese.

OK. Here's your picnic.
There aren't any apples.
There isn't any chocolate.

That's right!

3 Make a picnic. Write six sentences.

There's some _____.

There are some _____.

The Benson family picked the olives for me. It isn't an easy job!



Writing tip!

We write speech like this:

"The Benson family picked the olives for me," he said. "It isn't an easy job!"

1 Circle the speech marks (" ").

- 1 Kerry said, "Mike was very excited because he's bored of beach holidays."
- 2 "We saw some interesting places," said Emily. "But the best part of the holiday was being on the farm!"

2 Read and write the sentences in the speech bubbles.

- 1 "It was a great holiday!" said Mr Benson.

It was a great holiday!



- 2 Jim said, "It was very hot in Spain. We had ice cream every day."




- 3 Mrs Benson said, "The cottage and the swimming pool were fantastic!"



- 4 "I loved all the farm animals," said Emily.



3 Look and write the speech marks.



- 1 We stayed in a tent, said Bill.
- 2 It rained every day! said Bob.
- 3 Brian said, Next year, I want to stay in a hotel!

1 Read the article and complete the table.

SIMON AND LAURA SUTTON and their three children had an unusual holiday last year. They usually go skiing in the mountains, but last year they went on a working holiday in Tanzania.

First they found some information on the internet. Then they went to Tanzania and helped to build a school because the village didn't have a school. They worked very hard. "The best part of the holiday was playing with the children at the school", said Jenny, age 13. "It was fun!"



Who?	Mr and Mrs Rowson and 2 children	Mr and Mrs Smith and 2 children	<i>Mr and Mrs</i>
They usually ...	go to the beach	go camping	
Last year – Where?	Guatemala	Russia	
Found information	in a magazine	in a newspaper	
What?	looked after turtles	looked after children in hospital	
Favourite part	counting turtle eggs on the beach	doing art with the children	

2 Choose another person from the table and complete the article.

Mr and Mrs _____ and their _____ children usually _____ . But last year they went on a working holiday.

They found some information _____ . Then they went to _____ and they _____

"The best part of the holiday was _____," said Mrs _____ .

3 Write an article. 

- 1 Copy the table.
- 2 Make notes about an imaginary family and holiday.
- 3 Write the article. Write two paragraphs. Use speech marks to show what the people said.



4 Listen.  2.49 Look and match. Then listen and check. Sing.

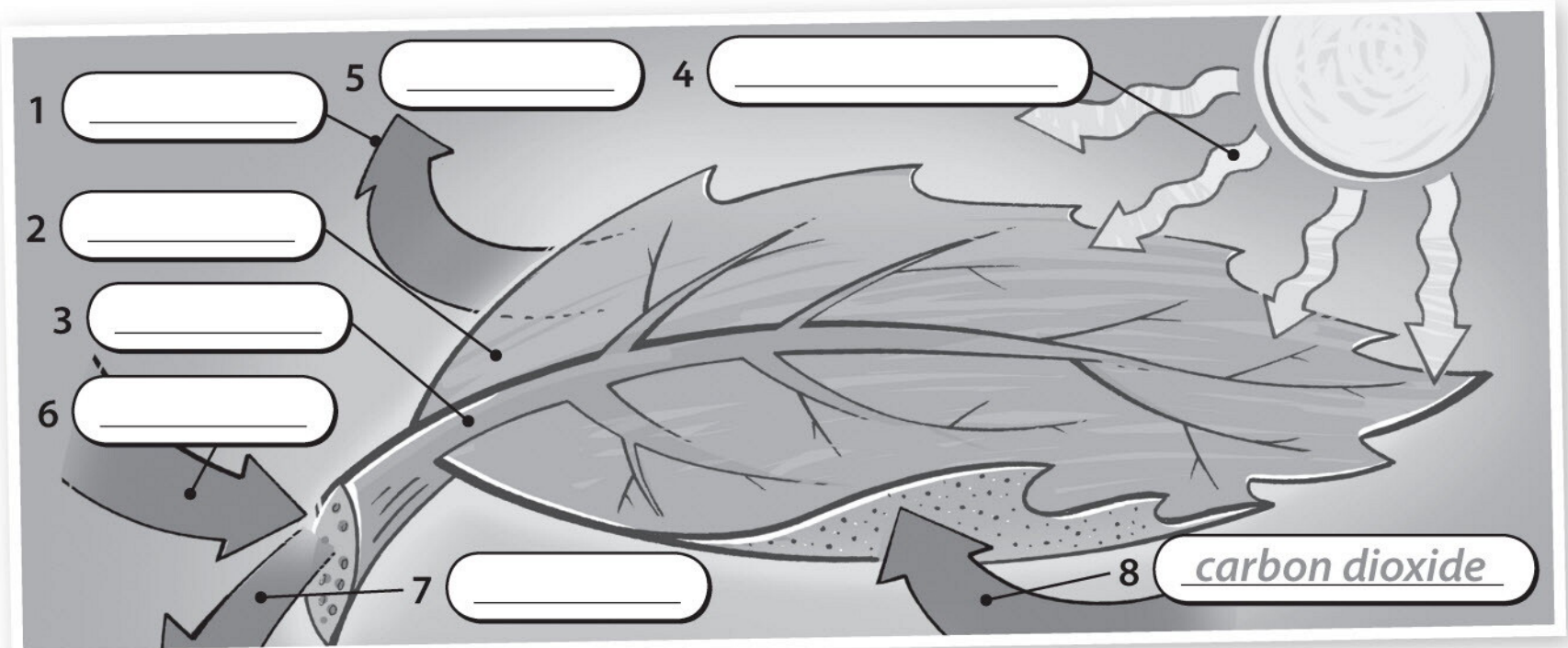


- | | |
|---------------------|----------------------|
| 1 We plant the | a a pepper seeds, |
| 2 We plant the | b the weeds! |
| 3 We plant them all | c beans and onions, |
| 4 But watch out for | d and let them grow, |
| 5 We water them | e they're ready, |
| 6 We need both | f yum, yum, yum! |
| 7 We pick them when | g in summer, |
| 8 Then eat them – | h rain and sun, |

How plants grow

1 Write the words.


stem oxygen leaf sap sunlight air ~~carbon dioxide~~ water



How plants grow

1 Write the words and match the opposites.

cold dry wet shady hot ~~sunny~~



sunny



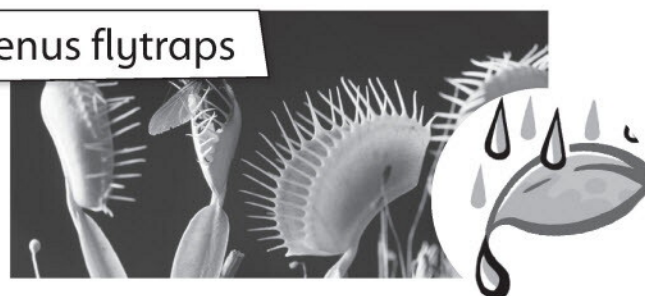
2 Write.

strawberry plants



*Strawberry plants grow
in sunny places.*

Venus flytraps



fungi

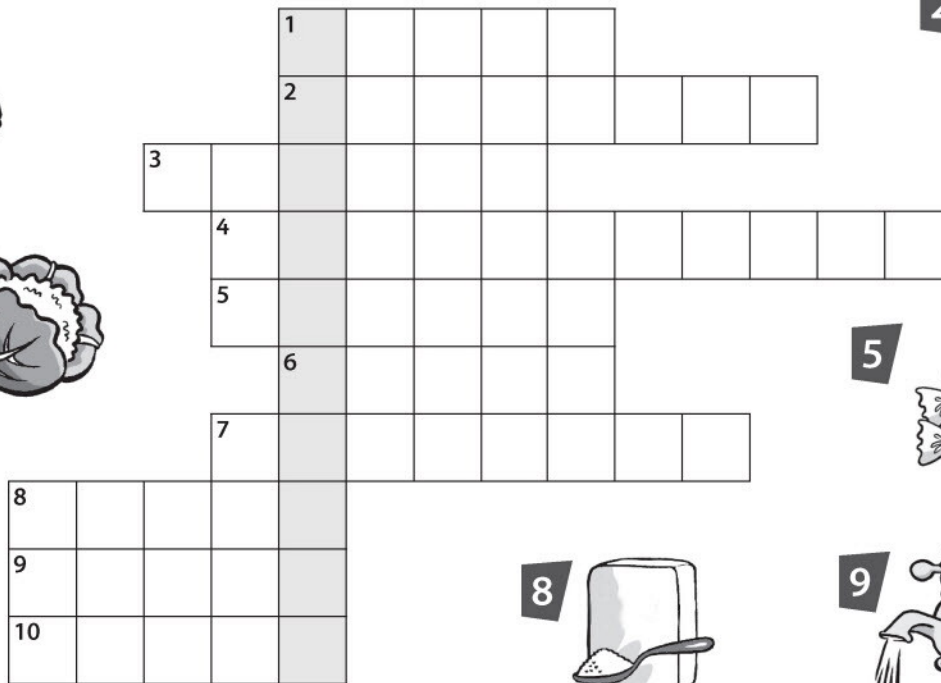


edelweiss plants



Show what you know!

1 Write. Find the letters and find the mystery word.



The mystery word is _____

2 Circle four differences. Then write about picture B.











There isn't any cheese but there is some _____.

There aren't any _____ but there are some _____.

8 Favourite animals


1 Number the pictures. Write.

- 1 mouse 2 tortoise 3 spider 4 bee
 5 hippo 6 elephant 7 frog 8 kangaroo

	These animals can jump.	These animals can't jump.	
 <input style="width: 30px; height: 30px;" type="text"/>	_____	_____	<input style="width: 30px; height: 30px; border: 1px solid black;" type="text" value="1"/> 
<input style="width: 30px; height: 30px;" type="text"/> 	_____	_____	 <input style="width: 30px; height: 30px;" type="text"/>
 <input style="width: 30px; height: 30px;" type="text"/>	_____	_____	<input style="width: 30px; height: 30px;" type="text"/> 
 <input style="width: 30px; height: 30px;" type="text"/>	_____	_____	 <input style="width: 30px; height: 30px;" type="text"/>

1 Listen and number.  3.3

Lesson 2



2 Write.

black and white ~~four~~ two ~~green or brown~~ run four
 black and yellow fly ~~swim~~ brown or grey fly six



A crocodile is green or brown. It's got four legs.
It can swim.




A penguin is _____.
It's got _____ legs. It can't _____.





3 Write *f* or *ph*. Use your dictionary.

Spelling




ele ph ant



___one



___oot




___eather



scar___



___oto



dol___in



butter___ly

Billy's	faster than	Coco	.
The elephant is	bigger than	the hippo	.

1 Write.


slower younger taller shorter ~~faster~~ older



1 *Luke's faster than* _____ .
Finn's _____ .



2 *Eve's* _____ .
Archie's _____ .



3 *Jazmin's* _____ .
Molly's _____ .

2 Now write two sentences about you.

1 *I'm* _____ .

2 _____ .


1 Write the words in the correct box.

thirstier sadder faster colder hungrier
 hotter slower happier bigger

+ er	double consonant + er	y + i + er
		thirstier

The hippo is the biggest . The lion is the hungriest .

2 Listen and circle.  3.6




- 1 Jimmy / Lizzy / **Sammy** / Ellie is the biggest.
- 2 Jimmy / Lizzy / Sammy / Ellie is the smallest.
- 3 Jimmy / Lizzy / Sammy / Ellie is the fastest.
- 4 Jimmy / Lizzy / Sammy / Ellie is the thirstiest.
- 5 Jimmy / Lizzy / Sammy / Ellie is the happiest.

3 Write sentences.

The weather around the world today 

Manchester 22°C
 Mexico City 37°C
 Munich 28°C



(hotter / hottest)

Munich is hotter than Manchester, but


Mexico City is the hottest.

The Mississippi = 6,270 km	
The Nile = 6,690	
The Amazon 6,452 km	




(long / longest)

The Nile is


_____.



(taller / tallest)

	15 years old	
100 years old		
		
		20 years old

(older / oldest)

1 Listen and write.  3.7


THE ZOO

When? Friday

Smallest animal: _____

Longest animal: _____

How long: _____ metres

Favourite animal: _____

Name of zoo: _____

2 Do the speaking activity.

Which animal is the shortest?

I've got the shark.

I've got the snake.

The snake is the shortest.
One point for me!

3 Look at the cards and write sentences.

fastest	slowest	oldest
youngest	longest	shortest

The lion is the fastest.

1 Look and read.

Writing tip!

We can start a question with a question word:

What **do** hippos **eat**?

Where **do** pandas **live**?


How **does** a frog **drink**?

or a question phrase:

How many legs **has** a spider **got**?

How long **is** a lion's tail?

How tall **is** a giraffe?



2 Underline the question word or phrase. Then match.


- | | |
|-----------------------------------|-------------------------|
| 1 <u>How long</u> is a dolphin? | a Leaves. |
| 2 Where do Nile crocodiles live? | b Five. |
| 3 How tall is an Emperor penguin? | c Three to four metres. |
| 4 What do giraffes eat? | d About one metre. |
| 5 How many eyes has a bee got? | e In Africa. |

3 Write the question word or question phrase.


What What colour How long ~~How high~~
Where How tall How many teeth

- 1 How high _____ can Red kangaroos jump? Nearly two metres.
- 2 _____ is a Blue whale? 25 to 32 metres.
- 3 _____ does the Bengal Tiger live? In India.
- 4 _____ has the Great White shark got? About 300.
- 5 _____ are the Green tree frog's eyes? Red.
- 6 _____ is the African elephant? Two to four metres.
- 7 _____ do swans eat? Plants, insects and snails.


1 Find the answers in the texts. Write.



Aardvarks live in Africa. An aardvark is nocturnal (it sleeps in the daytime). It is about 180 centimetres long (including the tail). It eats ants. Its tongue is about 30 centimetres long! It catches ants with its tongue.



Puffins live in the North Atlantic. A puffin is about 25 centimetres tall. Its beak is orange and grey in summer, but it is grey in winter. The puffin eats fish. It swims with its wings, and it catches fish with its beak.



Tasmanian Devils live in Tasmania. A tasmanian devil is about 50 to 80 centimetres long. It is black or brown, and it has got very sharp teeth. It is nocturnal (it sleeps in the daytime). It eats snakes, birds, fish and insects.

- 1 Where do puffins live? In the North Atlantic.
- 2 What does a Tasmanian devil eat? _____
- 3 How long is a Tasmanian devil? _____
- 4 How does an aardvark catch ants? _____
- 5 What colour is a puffin's beak in summer? _____

2 Use the questions in activity 1 to write new questions.

- 1 Where do _____ ? In Tasmania.
- 2 _____ Fish.
- 3 _____ 180cms long.
- 4 _____ With it's beak.
- 5 _____ Black or brown.

3 Write a quiz about animals.

- 1 Look at information books or websites. Find some interesting facts about animals.
- 2 Write questions.
- 3 Write three answers for each question: one correct and two incorrect.




4 Listen.  3.8 Number the lines and listen and check. Sing.

 Song



- a But we're taking all of their water,
- b The crocodile lives in the river,
- c The monkey lives in the trees,
- d And chopping down all of the trees.
- e Let's stop wasting all of our water,
- f So let's work together to save them,
- g Let's save all the animals, please!
- h Let's go and plant hundreds of trees,

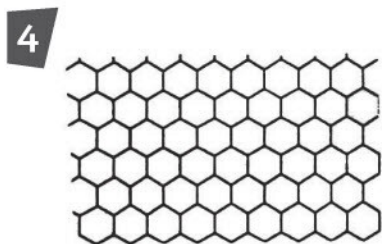
1



 Bees

1 Write the words.



honey drone beehive queen comb worker



Bees

1 Match. Find the picture. Write.

- 1 make the hive
- 2 clean honey
- 3 make eggs
- 4 lay food
- 5 collect the comb



make the comb



2 Complete the sentences.

lays eggs very big eyes queen work clean flowers honey the queen

1 The _____ is the biggest bee in the colony.

2 The queen is the only bee that _____.

3 Workers give food to _____.

4 Workers _____ the hive.

5 Workers collect the food from _____.

6 Workers make _____.

7 Drones have _____.


8 Drones don't _____.

Show what you know!

1 Find and write the words.



mouse



d	n	f	i	s	p	i	d	e	r	c	m
l	g	t	t	w	s	r	n	p	h	l	s
c	p	o	l	a	r	b	e	a	r	i	h
i	b	r	e	n	b	e	f	k	a	f	i
o	k	t	t	x	a	o	r	d	b	n	p
p	m	o	u	s	e	m	o	e	t	k	p
a	g	i	p	k	a	n	g	a	r	o	o
j	o	s	m	h	u	c	a	m	e	l	p
e	l	e	p	h	a	n	t	r	u	e	l



2 Read and write.


1



I'm taller than Molly but I'm shorter than Finn.

Who am I? _____


2



It's faster than the snail but it's slower than the mouse.

What is it? the _____

3



It's younger than the Eiffel Tower but it's older than the leaning tower of Pisa.

What is it? _____

4










It's longer than the snake but it's shorter than the shark.

What is it? the _____

9 At the bike track


1 Number the pictures. Write.

- 1 helmet 2 go right 3 zebra crossing 4 stop
5 go left 6 gloves 7 traffic lights


Road signs	Road	Bike
 <input type="checkbox"/>		 <input type="checkbox"/>
 <input type="checkbox"/>		 <input type="checkbox"/>
 <input type="checkbox"/>	 <input type="checkbox"/>	 <input type="checkbox"/>

1 Listen and find. Then number.  3.16

Lesson 2



2 Read and follow the directions.



- 1 Cross the zebra crossing. Go left. Go right at the traffic lights and then right again past the car. Where are you? ___
- 2 Start again. Go left. Then cross the zebra crossing and walk past the café. Cross the zebra crossing and then go left. Stop before the car. Where are you? ___
- 3 Start again. Cross the zebra crossing. Go right. Go left and then cross the zebra crossing. Can you see the traffic lights? Where are you? ___

3 Match. Then listen and repeat.  3.17


	1 write		
	2 right		
	3 sun		
	4 son		
	5 bye		
	6 buy		
	7 see		
	8 sea		



You must wear a helmet .

You mustn't run across the road .


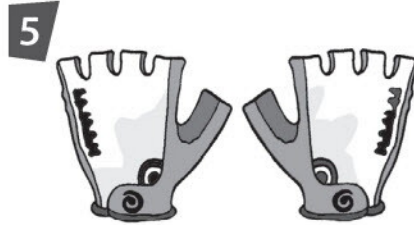
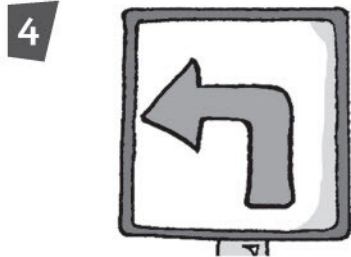



1 Write.

wear a helmet go left look both ways ~~stop~~ go right wear gloves



You must stop.



1 Look and write.

eat in the pool jump in the pool run ~~push people into the pool~~ drink in the pool



1 ***You mustn't push people into the pool!***

2

3

4



5



Can I go and play ? Yes, you can . No, you can't .



2 Listen and tick ✓ or cross X. 3.20



3 Match. Write dialogues. Say with a friend.




go swimming cross the road
~~go out on my bike~~ watch TV

go to bed at 9 o'clock
 listen to the lifeguards ~~wear a helmet~~
 cross at the zebra crossing

- 1 Dad, can I go out on my bike?
Yes, but you must wear a helmet.
- 2 _____
- 3 _____
- 4 _____

1 What can Dan do? Listen and tick or cross.  3.21 Then listen again and circle *a* or *b*.



<p>JULY MONDAY 25</p> <p>go swimming? X</p> <p>go to Matt's house?</p> <p>go to the park?</p> <p>play tennis?</p> <p>play football?</p> <p>go rollerblading?</p>

- | | | |
|---|------------------|-----------------|
| 1 Dan can't go swimming because he's got | a a sore throat. | b a cold. |
| 2 Dan's friend Matt is | a at his house. | b on holiday. |
| 3 Dan wants to play tennis in the | a park. | b garden. |
| 4 Dan can't play football because he hasn't got | a his boots. | b his football. |
| 5 Dan's rollerblades are in | a a box. | b a cupboard. |
| 6 Dan must come back at | a three o'clock. | b five o'clock. |

2 Do the speaking activity.

Can I go to the park?

Yes, you can, but you must come back at four o'clock.

Can I go to the cinema?

No, you can't, because it's too late.

3 Write.

I can't _____
because _____.

I can _____
but I must _____.

Writing tip!

Remember to use a capital letter:

- * at the beginning of a sentence
- * for the name of a person or place
- * for days and months

This path is for everyone.

Middleton Woods Jazmin London

October Tuesday

1 How many capital letters are missing? Circle and count.

Welcome to newton castle.


our opening times are:

april to september: 10.00 am – 6.00 pm

october to march: 11.00 am – 5.00 pm

please note that the castle is closed on tuesdays.

please remember to put your rubbish in the bin.



Writing tip!

Remember to use a comma where you need a pause.

Remember to end sentences with the correct punctuation.

Look for the red, blue and purple arrows on the trees.

Purple path: 4 km, easy.

1st May–30th September: 8.30am–6.30pm

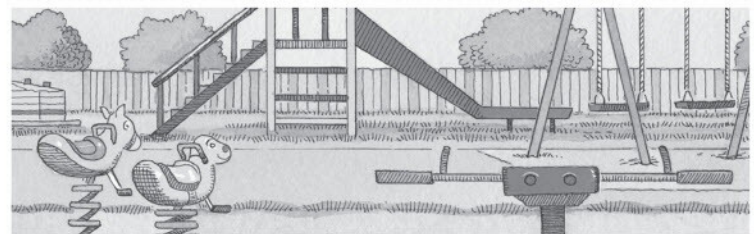
Use a colon to show that more information follows.

2 Add four full stops, one comma and four colons.

Paxwell Park

Please follow these rules

- ❖ Dogs must not go into the playground
- ❖ Children under 8 must be with an adult
- ❖ Please put your rubbish in the bin
- ❖ You must not ride bikes skateboards or scooters in the playground



Park opening times

Saturday and Sunday 8.00am–8.00pm


Monday–Friday 9.00am–7.00pm

1 Complete the information signs.

woods shoes Saturday adult music campsite October
 basketball court small bins picnic area run rubbish

Bardale Sports Centre

Welcome to our sports centre! There are lots of things to do here. Here is a map of the centre:



Key:

- swimming pool
- tennis court
- _____
- football pitch
- climbing wall

Sports centre rules:

- * Don't _____ near the swimming pool.
- * Children under 12 must swim with an _____.
- * Put your rubbish in the _____.
- * You must wear the correct clothes and _____.

Prices:

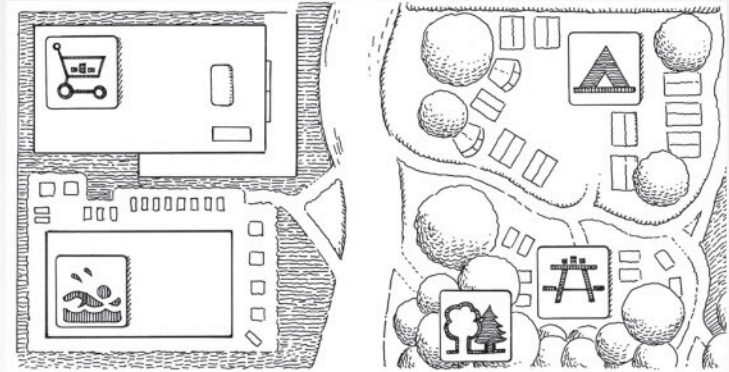
Swimming:	£3
Tennis, basketball and football:	£4
Climbing:	£5

Opening times:

Monday to Friday: 7.30am–9.00pm
 _____ and Sunday: 8.00am–10.00pm

Greenhills Campsite

We hope you enjoy camping at Greenhills



Key:

- camping area
- swimming pool
- shop
- _____
- woods

Please follow these rules:

- ❖ You mustn't camp in the _____.
- ❖ Don't make fires.
- ❖ Put your _____ in the bins.
- ❖ Don't play loud _____ at night.

Prices per night:

Big tent:	£10
_____ tent:	£7
Adult:	£3
Child:	£1

The campsite is open from May to _____
 and closed from November to April.

2 Make an information sign.

- 1 Draw a map with symbols and a key.
- 2 Write some rules, prices and opening times.
- 3 Check your punctuation carefully.



3 Listen.  3.22 Listen again and correct. Sing. Song

left
 Look up, look right,
 Cross at the rice,
 Pink light, red,
 Use your bed!

Have a great time on your kite,
 Fly fast or slow, as you like,
 Wear your tracksuit, use your light,
 Enjoy the climb, but hold on tight!

 Speed

1 Match and write.

cheetah person racing car space shuttle car plane



Speed

1 Write the numbers. Listen and check.  3.25

- 1 2,451 Two thousand, four hundred and fifty-one
- 2 1,156 _____
- 3 3,790 _____
- 4 1,380 _____
- 5 25,560 _____

2 Look at the scales and match.





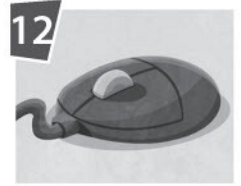
- | | |
|---------------------------------|---------------|
| 1 A cat can run at | a 1,500 km/h. |
| 2 A falcon can dive at | b 300km/h. |
| 3 A man can run at | c 500 km/h. |
| 4 A mouse can go at | d 13 km/h. |
| 5 A maglev train can travel at | e 48 km/h. |
| 6 A fighter plane can travel at | f 25 km/h. |
| 7 A bee can go at | g 35km/h. |

Show what you know!

1 Write the words.




¹ f r o ² g




Crossword puzzle grid with numbered starting points:

- 1: f r o g
- 2: g
- 3: (vertical)
- 4: (horizontal)
- 5: (vertical)
- 6: (vertical)
- 7: (vertical)
- 8: (horizontal)
- 9: (horizontal)
- 10: (horizontal)
- 11: (horizontal)
- 12: (horizontal)


2 Match and write *must* or *mustn't*.



- 1 You _____ go right.
- 2 You _____ ride your bike.
- 3 You **must** stop.
- 4 You _____ go left.
- 5 You _____ run.
- 6 You _____ put your rubbish in the bin.



1 Listen and number.  3.28



2 Listen again and write one word answers.

- 1 Does Gladys live in a small village? _____
- 2 How many cocoa trees has her father got? _____
- 3 How many fruit does each tree have? _____
- 4 How many beans are there in each fruit? _____
- 5 How many fruits do you need for a big chocolate bar? _____
- 6 Does Gladys want to be a cocoa farmer? _____

3 Read the answers and write the questions. Practise the dialogue in pairs.

- 1 _____ I live in a small village in Ghana.
- 2 _____ Chocolate is made from cocoa.
- 3 _____ Cocoa beans grow on trees.
- 4 _____ Cocoa trees are about 15m high.
- 5 _____ They make chocolate in a factory.

4 Now write about an important plant in your country. 

Revision



1 Read and write the letter. Then write about another fridge.



In my fridge there's some milk and there's some orange juice. There isn't any water. There are some peppers and there are some onions. There isn't any cheese and there aren't any tomatoes.

Answer: fridge _____

In my fridge, there's some



2 Read your partner's text and say which fridge.

3 Write *must* or *mustn't*.



1 She _____ wear a helmet.



2 You _____ run!



3 You _____ eat sweets.




4 We _____ go left.

4 Find six animal words. Write.

b	p	h	i	p	p	o	m
k	a	n	g	a	r	o	o
m	n	s	w	a	n	b	u
r	d	f	r	o	g	e	s
c	a	m	e	l	t	e	e

frog

5 Write the names.



1 Ben is the youngest child.

6 _____ is the tallest boy.

2 Hatty is the tallest child.

7 _____ is the slowest child.

3 _____ is the fastest child.

8 _____ is the slowest boy.

4 _____ is the youngest girl.

9 _____ is the oldest child.

5 _____ is the shortest child.

10 _____ is the oldest boy.

6 Write six sentences.

~~taller~~ shorter older younger faster slower

Joe is taller than Kate.

My self-evaluation

Instructions

- 1 Look at your Class Book and Activity Book for the unit.
- 2 Think about your work and read each of the *I can...* statements on the left.
- 3 Then complete each square for your unit by using the key.
- 4 Use a different coloured pencil for each unit.

Remember! you can change your self-evaluation later!

Key

I can't do this.



I can partly do this.



I can do this.



I can ...

Unit 1

Unit 2

Unit 3

Unit 4

remember the words.

take part in the story.

make some sentences.

do the speaking activity.

write the text.

sing the song.

do the project.

say the chant.

	Unit 1	Unit 2	Unit 3	Unit 4
remember the words.				
take part in the story.				
make some sentences.				
do the speaking activity.				
write the text.				
sing the song.				
do the project.				
say the chant.				

My self-evaluation

Instructions

- 1 Look at your Class Book and Activity Book for the unit.
- 2 Think about your work and read each of the *I can...* statements on the left.
- 3 Then complete each square for your unit by using the key.
- 4 Use a different coloured pencil for each unit.

Remember! you can change your self-evaluation later!

Key

I can't do this.



I can partly do this.



I can do this.



I can ...

Unit 5

Unit 6

Unit 7

Unit 8

Unit 9

remember the words.

take part in the story.

make some sentences.

do the speaking activity.

write the text.

sing the song.

do the project.

say the chant.

	Unit 5	Unit 6	Unit 7	Unit 8	Unit 9
remember the words.					
take part in the story.					
make some sentences.					
do the speaking activity.					
write the text.					
sing the song.					
do the project.					
say the chant.					

OXFORD
UNIVERSITY PRESS

Great Clarendon Street, Oxford, OX2 6DP, United Kingdom

Oxford University Press is a department of the University of Oxford.
It furthers the University's objective of excellence in research, scholarship,
and education by publishing worldwide. Oxford is a registered trade
mark of Oxford University Press in the UK and in certain other countries

© Oxford University Press 2012

The moral rights of the author have been asserted

First published in 2012

2016 2015 2014 2013 2012

10 9 8 7 6 5 4 3

No unauthorized photocopying

All rights reserved. No part of this publication may be reproduced, stored
in a retrieval system, or transmitted, in any form or by any means, without
the prior permission in writing of Oxford University Press, or as expressly
permitted by law, by licence or under terms agreed with the appropriate
reprographics rights organization. Enquiries concerning reproduction outside
the scope of the above should be sent to the ELT Rights Department, Oxford
University Press, at the address above

You must not circulate this work in any other form and you must impose
this same condition on any acquirer

Links to third party websites are provided by Oxford in good faith and for
information only. Oxford disclaims any responsibility for the materials
contained in any third party website referenced in this work

ISBN: 978 0 19 444243 5

ISBN: 978 0 19 444355 5 eBook

Printed in China

This book is printed on paper from certified and well-managed sources

ACKNOWLEDGEMENTS

Illustrations by: Adrian Barclay pp.11, 12, 31, 33, 45, 55, 64, 65, 77, 78, 83; Kathy
Baxendale pp.21, 22, 48, 54; James Elston pp.10, 25, 30, 42, 53, 75, 76, 81, 85,
86; Paul Gibbs pp.8, 18, 28, 39, 40, 58, 80, 81, 82, 83, 89; Andrew Hennessey
pp.35, 36, 68, 69, 101, 102; Brian Lee pp.34, 67, 95, 96, 100; Janos Jantner/
Beehive Illustration p.43; Garry Parsons pp.11, 21, 31, 44, 54, 64, 77, 87, 97;
Pulsar/Beehive Illustration p.17; Jo Taylor/Sylvie Poggio Artists Agency pp.13,
16, 17, 24, 26, 27, 32, 33, 38, 41, 46, 49, 51, 56, 60, 61, 71, 72, 73, 74, 79, 84, 91,
92, 93, 94, 99; Tony Trimmer pp.9, 10, 43, 52, 53, 63, 66, 79, 86, 89, 96, 99; Matt
Ward/Beehive Illustration pp.4, 5, 6, 7, 14, 15, 16, 17, 23, 24, 26, 37, 39, 47, 48,
49, 50, 57, 58, 59, 70, 72, 82, 89; Dave Whammond/Three in a Box pp.87, 88

Commissioned photography by: Gareth Boden pp.31, 32

*The Publishers would like to thank the following for their permission to reproduce
photographs and other copyright material:* Alamy pp.44 (bygonetimes/Egyptian
statue), (Rolf Richardson/Cheops pyramid), 78 (Ernie Janes/venus fly traps),
(John Martin/fungus on tree stump), (Cubolimages srl/star-shaped flowers),
97 (Motoring Picture Library/car driving in town), (SUNNYphotography.com//
plane in flight), 100 (imagebroker/flower of cocoa plant), (Westend61 GmbH/
split cocoa pods), (Simon Rawles/truck delivering sacks); Ardea p.55 (Pat Morris/
cod fish), (Brian Bevan/pike), (Valerie Taylor/ray), (Pat Morris/brown trout);
BigStockPhoto p.34 (StudioNate/white-headed monkey); Corbis pp.34 (Ethel
Davies/Robert Harding World Imagery/rainforest), 44 (Sandro Vannini/Egyptian
horned god), (Gianni Dagli Orti/Egyptian goddess Osiris), (Free Agents Limited/
Egyptian goddess Nephthys), 65 (Bettmann/boy scout using semaphore flags),
(Hulton-Deutsch Collection/mirrors being used to send signals), 100 (Owen
Franken/chocolate being manufactured); Getty pp.65 (Meyer Pfundt/Hulton
Archive/morse code operator), 76 (Design Pics/Keith Levit/caucasian woman
among Masai kids), 97 (Jim Cummins/Taxi/person walking), (Andy Rouse/
Stone/cheetah running), (Vladimir Rys/Bongarts/racing car in motion), (Frank
Whitney/The Image Bank/space shuttle in flight); iStockphoto pp.19 (lafloir/
smiling man reading book), 29 (drxy/live rock concert), 100 (bedo/cocoa pods
on tree); Mary Evans Picture Library p.65 (Mary Evans Picture Library/Native
American sending smoke signals); Shutterstock pp.20 (mtr/smiling lab tech),
34 (Vitlalez/lightning storm), (palmenpep/dolphins jumping), 44 (Mikhail
Zahranichny/Egyptian mummy), 78 (ER_09/strawberry plants)

2nd EDITION

INCREDIBLE ENGLISH



Author **Sarah Phillips** is an expert in **CLIL** (Content and Language Integrated Learning) and how the brain learns.

"The more children interact with the materials, the teacher and each other, the more they will learn."

Walk into an **INCREDIBLE ENGLISH** classroom and there is a buzz ... you could find children acting out a story, using a Venn diagram or finishing a project **confidently in English**.

All levels have an incredible range of support items to help children interact with English in many fun ways.

This second edition gives the class even more ...

- ★ A new **Starter Level**
- ★ More **support for storytelling**
- ★ More **reading texts** and personalized **writing tasks**
- ★ More support for the **Cambridge YLE Tests** with a **NEW testing programme**
- ★ More **skills development activities** for speaking and writing
- ★ More **grammar practice** and **language support**

Oxford › making  sense

Levels 1–6 of **Incredible English 2nd Edition** have:

- | | |
|--|---|
| ★ Class Book | ★ Teacher's Resource Pack: Norton the puppet, Story frames book, Text cards (levels 1 & 2), Cross-curricular posters (from level 3), Flashcards, Photocopy masters book |
| ★ Activity Book | |
| ★ Teacher's Book | |
| ★ Class Audio CDs | |
| ★ Oxford iTools: Digital Classroom Resources | ★ DVD & DVD Activity Book |



OXFORD
UNIVERSITY PRESS

www.oup.com/elt/incredibleenglish

ISBN 978-0-19-444243-5



9 780194 442435